FACTS AND FIGURES

GEORGIA - AT A GLANCE

Area: **69,700 km²**	Population: **3.7 mln**
Life expectancy: **75 years**	Language: **Georgian**
Literacy: **100%**	Capital: **Tbilisi**
National Currency: **GEL (Georgian Lari)**	Country (code): **GE**
Calling code: **+995**	Internet code: **.ge**
Average Air Temperature: **+14.5°C**	Average Sea Water Temperature: **+16.5°C**

ECONOMIC INDICATORS OF GEORGIA 2016

GDP Nominal: **USD 14 332 million**
GDP Real Growth: **2.7%**
GDP Per Capita: **USD 3 852**
Annual Inflation Rate: **1.8%**
Unemployment Rate: **12.0%**
Foreign Direct Investments: **USD 1 645 million**
Foreign Trade Turnover: **USD 9 351 million**

Source: National Statistics Office of Georgia
Ministry of Finance of Georgia

DOING BUSINESS 2017 - 16 (+7, 2016 – 23)

2017 Year- 16th place among 190 countries in the rate of Distance to Frontier Indicator (DTF) – 80.20 points (2.48 points improvement)

Georgia's in top ten according to the following components:

- Registering Property - 3rd position
- Getting Credit - 7th position
- Protecting Minority Investors - 7th position
- Starting a Business - 8th position
- Dealing with Construction Permit - 8th position

Singapore	1
Denmark	3
Georgia	16
Poland	24
Turkey	69
Ukraine	80

HERITAGE FOUNDATION INDEX OF ECONOMIC FREEDOM 2017 – 13 (+10, 2016 – 23)

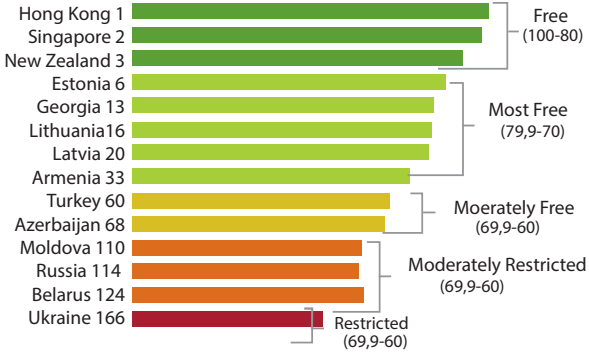

FitchRatings	STANDARD &POOR'S	MOODY'S INVESTORS SERVICE
BB- Stable	BB- Stable	Ba3 Stable

FRASER INSTITUTE ECONOMIC FREEDOM OF THE WORLD 2016 – 5 (↑7, 2015 - 12)

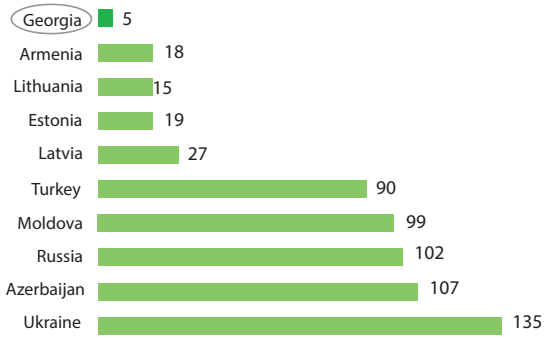

TRANSPARENCY INTERNATIONAL CORRUPTION PERCEPTION INDEX 2016 – 44 (↑4, 2015 – 48)

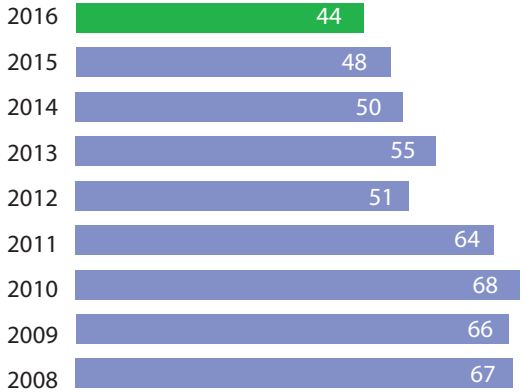

WORLD ECONOMIC FORUM GLOBAL COMPETITIVE INDEX 2016-2017– 59 (↑7, 2015-2016 – 66)

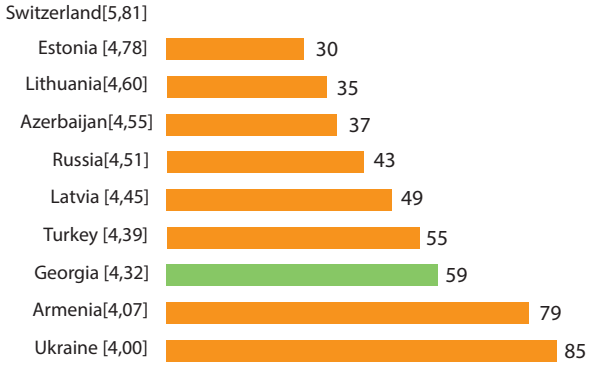

AJARA - AT A GLANCE

GEORGIA'S NO. 1 ECONOMIC REGION

AJARA - Autonomous Republic within Georgia

Administrative center: **Batumi**	Total area: **2 900 km2**
Population: **337 000**	Labor Force: **200 700**
Location: **South-Western Georgia (bordered by Turkey)**	
Coastline length: **57 km**	
Language: **Georgian**	
Average Air Temperature: **+14.5°C**	Average Sea Water Temperature: **+16.5°C**
Calling Code: **+995 0422**	
Electricity Standards: **220 V, 50 Hz**	

ACCESSIBILITY

BY SEA

- Sea Port passenger terminal located at the center of Batumi
- Natural, deep and well-protected bay

www.batumiport.ge

BY RAIL

- Modernized railway stations
- More than 500 000 passengers served by railway station annually
- Yerevan-Batumi route operated since 2007

www.railway.ge

BY AIR

- A new International Airport in Batumi since 2007
- Direct connection to 8 countries, 11 destinations

www.batumiairport.ge

BY ROAD

Road networks and highways connecting Ajara to the rest of the world:

- Senaki-Poti-Sarpi (46.5 km) - connects to Turkey
- Batumi-Akhalkalaki - Axaltsikhe (117.0 km) - connects to Russia, Azerbaijan, and Armenia
- Kobuleti - Sarpi highway (59.0 km) – connects to Turkey

www.georoad.ge

ECONOMY OF AJARA REGION

GROSS VALUE ADDED (GVA)
(Nominal / millions GEL)

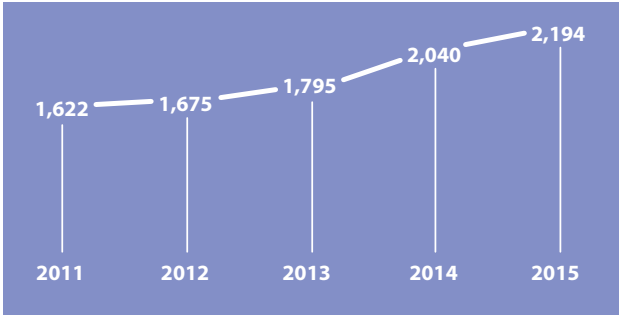

GROSS VALUE ADDED BY TYPES OF ECONOMIC ACTIVITIES (2015)

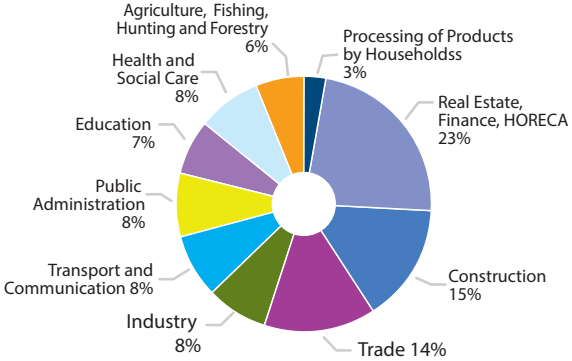

Source: National Statistics Office of Georgia

EMPLOYMENT INDICATORS

	2012	2013	2014	2015
Active Population (labor force), total	207 900	190 700	193 500	200 700
Employed	173 800	156 100	162 800	170 400
Unemployment Rate	16.4	18.1	15.8	15.1

Source: National Statistics Office of Georgia.

DISTRIBUTION OF POPULATION BY ECONOMIC STATUS (2015)

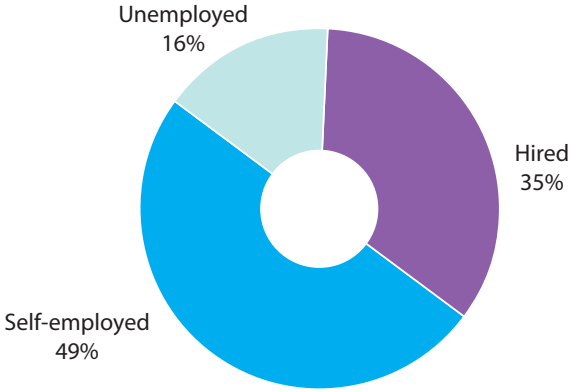

Source: National Statistics Office of Georgia.

BUSINESS SECTOR

NUMBER OF REGISTERED BUSINESSES IN AJARA WITH FOREIGN/JOINT CAPITAL

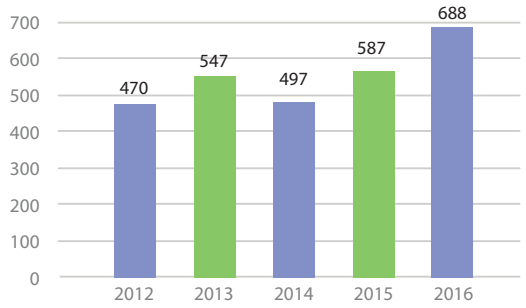

Source: National Statistics Office of Georgia

Name	2012	2013	2014	2015
Turnover (million GEL)	2 375.6	2 753.8	3 424.1	4 155.5
Number of Employed Persons	44 691	49 759	54 655	57 555
Average Monthly Remuneration of the Employed Persons (GEL)	536.7	577.3	644.9	821.5

Source: National Statistics Office of Georgia

INVESTMENTS

PRIVATE INVESTMENTS IN AJARA

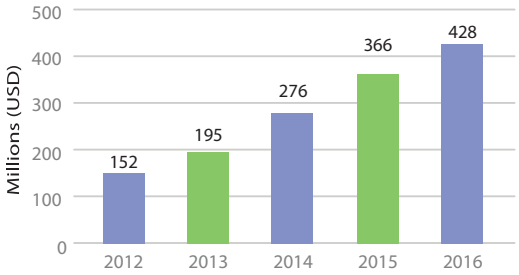

Source: Ministry of Finance and Economy of Ajara A.R.

PRIVATE INVESTMENTS BY SECTORS OF ECONOMY (2016)

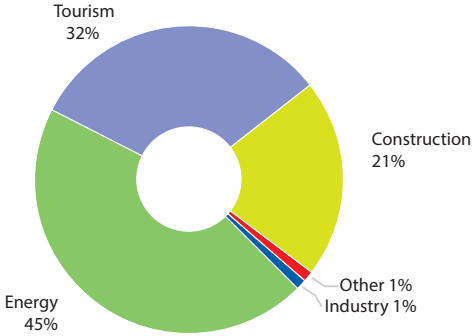

Source: Ministry of Finance and Economy of Ajara A.R.

PRIVATE INVESTMENTS IN AJARA

	2012	2013	2014	2015	2016
Foreign Investments	59	69	182	279	302
Local Investments	93	126	94	87	126
Total Direct Investments	152	195	276	366	428

Source: Ministry of Finance and Economy of Ajara A.R.

STATE INVESTMENT PORTFOLIO (2016) 248.5 MLN. (GEL)

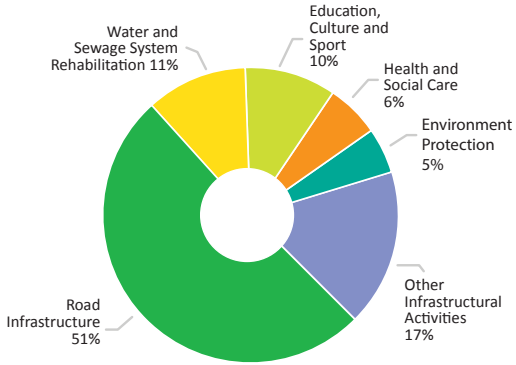

Source: Ministry of Finance and Economy of Ajara A.R.

TOURISM

NUMBER OF TOURISTS IN AJARA 2016

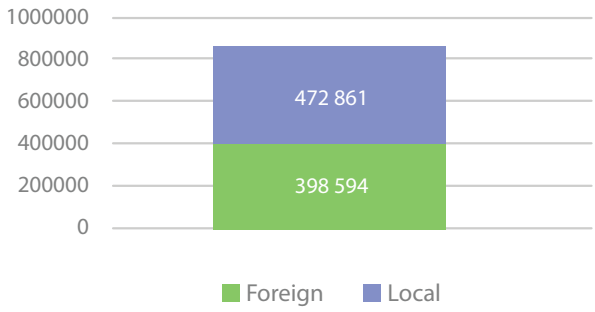

DISTRIBUTION OF FOREIGN TOURISTS ACCOMMODATED IN HOTELS BY COUNTRIES (PERCENTAGE, 2016)

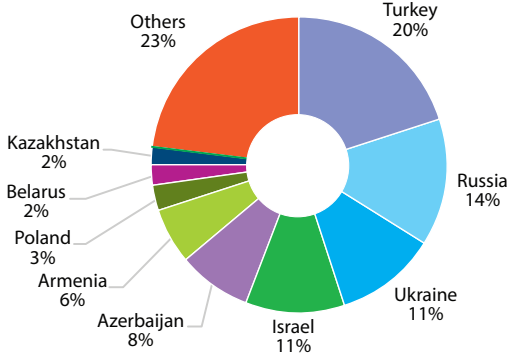

BED CAPACITY IN HOTELS AND SIMILARESTABLISHMENTS

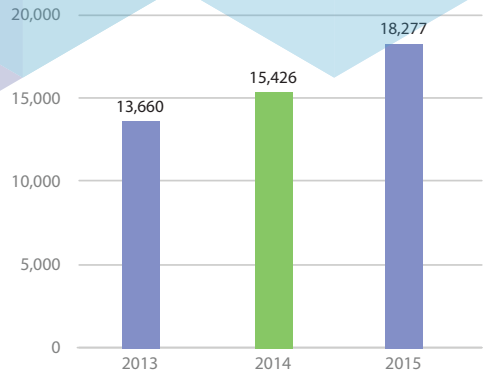

Source: Department of Tourism and Resorts of Ajara A.R.

CONSTRUCTION

NUMBER OF CONSTRUCTION AREA (M²) ISSUED IN AJARA

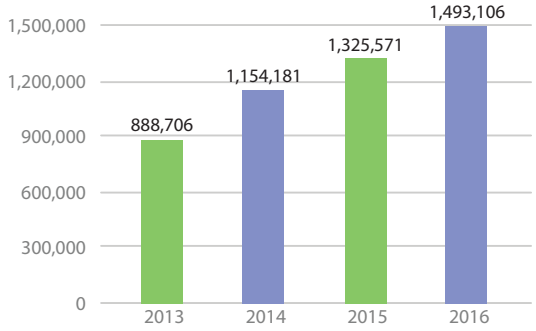

TYPES OF CONSTRUCTION ACCORDING TO THE CONSTRUCTION PERMITS ISSUED IN AJARA (2016)

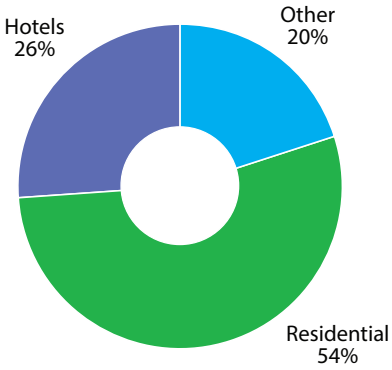

Source: Ministry of Finance and Economy of Ajara A.R.

FINANCIAL SECTOR

FINANCIAL INSTITUTIONS IN AJARA REGION:

- 14 Commercial banks (with 74 service centers)
- 11 Microfinance institutions (2 head offices, 36 service centers)
- 9 Insurance companies
- 2 Credit unions
- 347 Currency exchange Units
- 3 Money transfer Units

LOANS ISSUED BY COMMERCIAL BANKS (MILLION GEL)

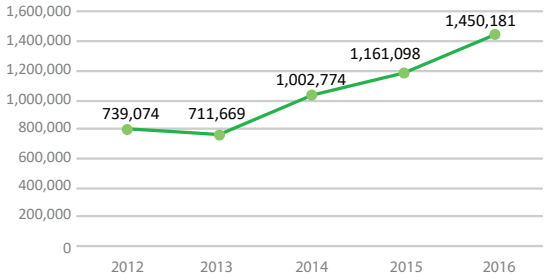

Source: National Bank of Georgia

REPUBLIC BUDGET OF AJARA

REPUBLIC BUDGET BY EXPENDITURES

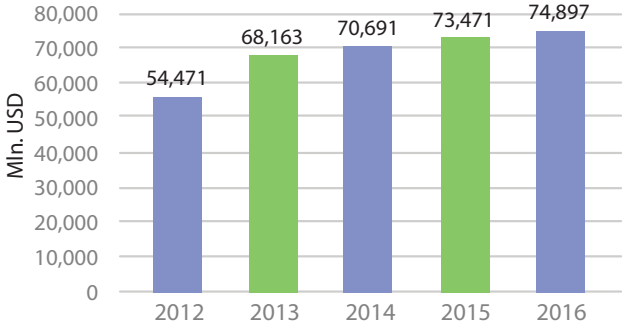

Source: Ministry of Finance and Economy of Ajara A.R.

INDUSTRY

PRODUCTION VALUE - MILLION GEL

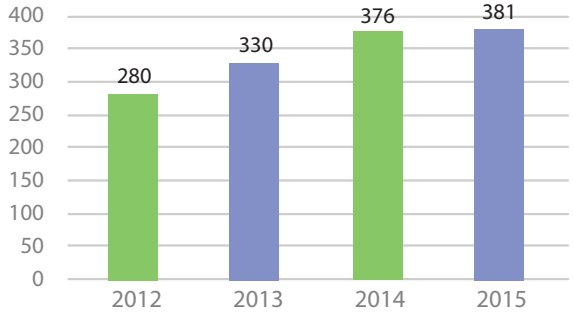

Source: Ministry of Finance and Economy of Ajara A.R.

PRODUCTION VALUE BY INDUSTRY SECTORS IN AJARA (2015)

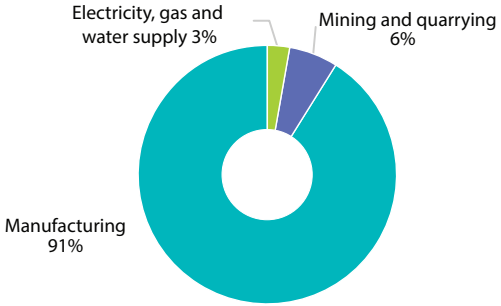

Source: Ministry of Finance and Economy of Ajara A.R.

UTILITY RATES

BATUMI CITY UTILITY RATES

ELECTRICITY TARIFFS

NON-RESIDENT CUSTOMERS (ACCORDING TO THE VOLTAGE, INCLUDING VAT)

	Supply Voltage	Tetri GEL/KWh
1	220/380 volts (average) (for non-resident, commercial customers)	19.796
2	6-10 kilovolts	14.964
3	35-110 kilovolts	13.572

RESIDENT CUSTOMERS (INCLUDING VAT)

	Supply Voltage	Tetri GEL/KWh
1	Including 101 kWh	12.954
2	from 101 kWh to 301 kWh (including)	16.931
3	from 301 kWh and more	21.45

NATURAL GAS

	Types of Customers	Tetri GEL /m³
1	Resident customers (registered before August 1, 2008)	44. 43
2	Resident customers (registered after August 1, 2008)	54.7
3	Non-resident customers	77.2

WATER & WASTEWATER SERVICES

	Types of Customers	Unit	Water	Wastewater	Total
1	Resident customers (monthly)	GEL/ capita	1.2	0.65	1.85
2	Resident customers (if registered)	GEL/m³	0.33	0.18	0.51
3	Organizations, state-funded organizations and charitable organizations as specified in the Definition of Terms in the Georgian Tax Code	GEL/m³	2.00	1.50	3.50
4	Enterprises and individual entrepreneurs as specified in the Definition of Terms in the Georgian Tax Code	GEL/m³	2.50	1.50	4.00

MUNICIPAL SOLID WASTE DISPOSAL FEE (PER CAPITA) – GEL 1.30 MONTHLY

USD 1 = GEL 2.36

Note: The tariff is calculated based on the number of family members for resident customers; as for organizations, institutions and legal entities, the calculations are based on the combination of the waste accumulation rate, the cost of waste disposal and the area in question.

WWW.INVESTINBATUMI.GE